

MCV 600 - 3 axles

MCV



Once in a generation, a new hero entered the world stage; a giant that's head and shoulders above all contemporaries. Ladies and Gentlemen, allow us to present the **MCV 600 - 3 axles**. Dynamic, practical, and with style written all over it, our latest flagship is wider, longer, higher and considerably more spacious than comparable players. Like every product of our academy, the **MCV 600 - 3 axles** is versatile and immensely durable, ready to withstand all that fans can throw at it. It goes out of its way to be comfortable and accommodating.

Its free flowing lines grab attention at every turn, and its sheer power and strength ensure a long-running success story. We are confident the **MCV 600 - 3 axles** will go far.

The leading role of a bus, of course, is to carry passengers. In preparing for this role, the **MCV 600 - 3 axles** reveals its true star qualities.

Luxury, comfort and practicality feature strongly throughout.

State-of-the-art seats adjust for rake and width, the view from them through large, tinted windows, is positively panoramic.

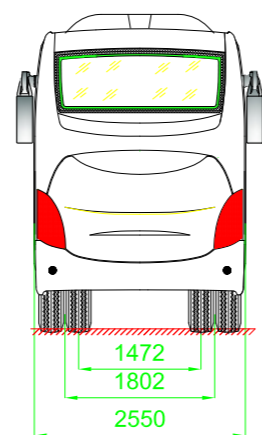
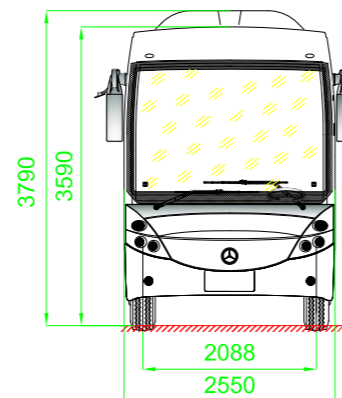
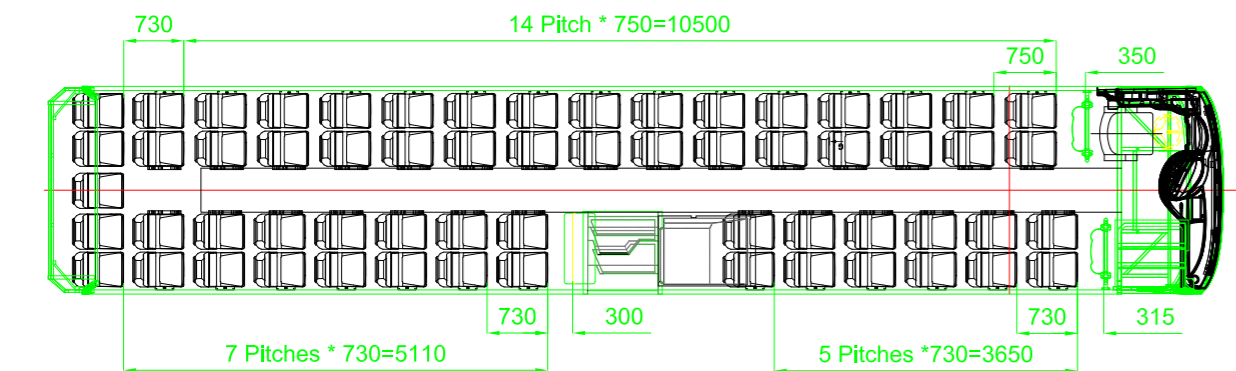
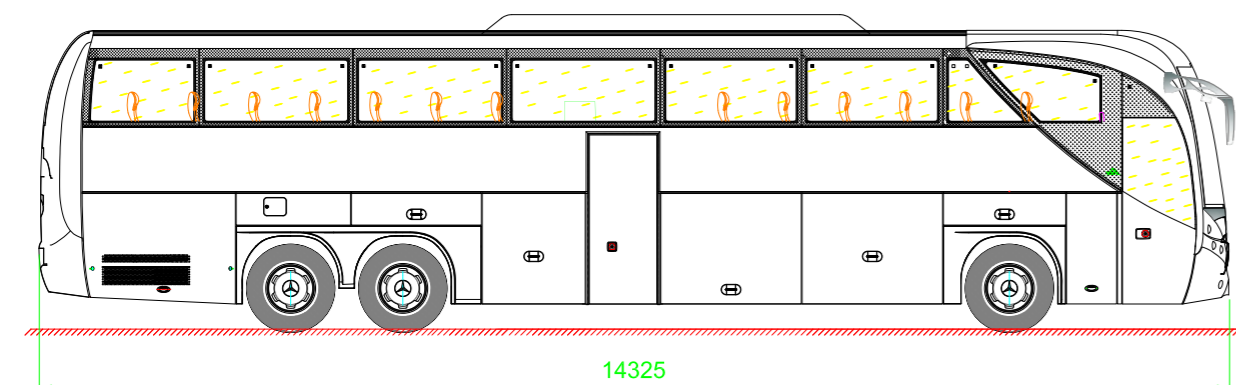
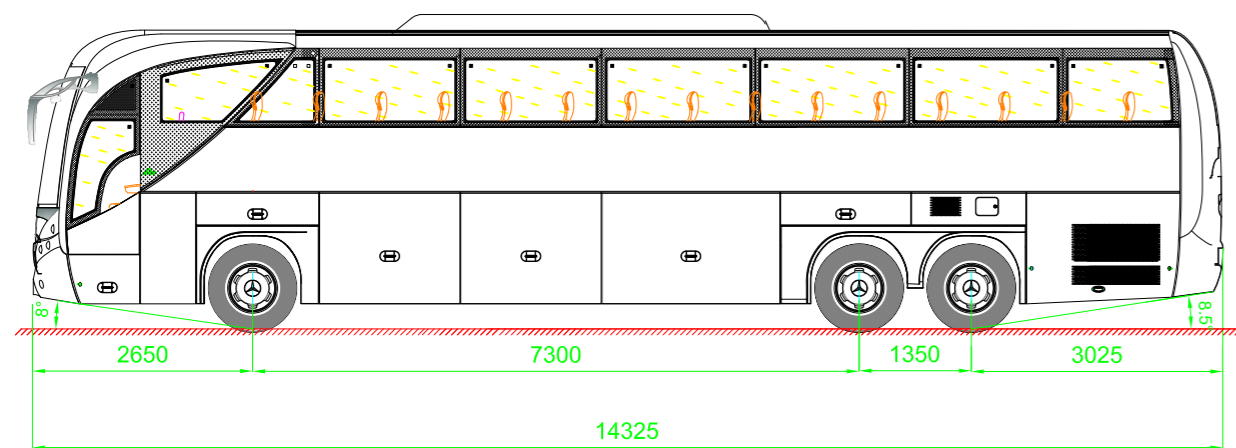


The latest roof system allows each passenger complete freedom to choose their own environment; the audio-visual system is the best available; all the fabrics and interior fittings have been chosen for relaxation, harmony and functionality.

The **MCV 600 - 3 axles** is descended from a long line of star performers. All of them have a reputation for safety. Our latest lead player has built on this reputation. 2-point retractable seat belts are fitted to every seat; fibre optics provide floor and roof lighting to define key areas - cutting edge technology pioneered by the aviation industry; anti-slip carpet is standard; all exposed edges are padded.

When the safety curtain falls, the **MCV 600 - 3 axles** will be a very tough act to follow.





Chassis

Chassis

Mercedes Benz bus chassis model OC 500 RF 2542 3-axle

Engine

Mercedes Benz OM457 LA III Turbo charging with charged air cooling (air/air)
6 Cylinder in line diesel engine with electronic engine management -
water cooled smoke emission according to Euro 3 optional Euro 4 / 5

Output: 310 Kw (421 bhp) at 2000 rpm

Max. torque: 1900 N.m at 1100 rpm

Transmission

MB GO 210, 6-speed manual transmission

Brakes

Service brake: Electronic braking system (EBS) with disc brakes, ABS and ASR integrated

Parking brake: Spring-loaded parking brake

Exhaust brake: Exhaust brake via steering column switch, Engine with continuous throttle

Retarder: VOITH VR 115 E retarder

Axles

Front axle ZF Independent wheel suspension RL 75/E with triangular control arms and anti-roll bar. (7.1 t)

Drive axle MB rigid axle HO 6/3 DCL(S) - 13 (12.6 t)

Trailing axle Actively steered trailing axle with ZF-steering system EHZ, (7.1 t)

Suspension

Pneumatic suspension with additional spring integrated in the air bellows.

Front suspension: 2 shock absorbers, 2 bellows on the front axle

Rear suspension: 4 shock absorbers, 4 bellows on the drive axle
2 shock absorbers, 2 bellows on the trailing axle

Wheels

Tyre size: 295/80 R22.5

Fuel Tank

600 liter

Batteries

2x12 V - 225 Ah

Alternator

2x 28V / 140 A

Body

Dimensions

Wheelbase: 7300/ 1350 mm

Overall length: 14325 mm

Overall width: 2550 mm

Overall height: 3,590 mm (3790 mm With A/C)

Front overhang: 2650 mm

Rear overhang: 3025 mm

Intrnal height: 1965 mm

Luggage capacity: 15.5 m3 (without sleeping compartment)

Body Specification

Type of structure: Welded closed profile

Insulation: Effective insulation against heat and sound

Doors: Plug doors, front and middle, electro-pneumatic actuation

Passenger capacity: a) 63 Seats W/O Toilet b) 61 Seats with Toilet

Seats Pitch: measurments in (mm.)

L.H.S Pitch 750mm for all versions

R.H.S front of center door a) 730 mm for all versions (with or W/O toilet)

R.H.S behind center door a) 730 mm with kitchen b) 740 mm W/O kitchen

Type of seat: High back luxury seats with seat belts and side motion

Ventilation: Two emergency roof hatches, A/C (35,300 K.cal./hr)
Front box (Demister)

Side windows: Fixed toughened safety glass windows

Standard Equipment

Roof system with air duct / personal units, parcel rack, air suspended driver seat,
powered driver's window, Fridge Integrated in dashboard, Toilet, Heating with side convector, rear view camera,
DVD player with LCD monitors

Optional Equipment

Kitchenette with fridge; driver's sleeping compartment; double glazing
MOD System with seats individual monitors7"

MCV reserves the right to make modifications to design and equipment without notice.
The images may contain extra or optional equipments.





Stars are driven. Shouldn't their drivers be made as safe, relaxed and comfortable as possible? The **MCV 600 - 3 axles'** cockpit is a paradigm of ergonomic design. A new, infinitely adjustable, seat sets unprecedented standards of comfort; a wide, clear, uninterrupted field of vision is supported by rear and middle-view cameras; all controls are readily accessible and user friendly; even a fridge is incorporated into the workstation.





www.mcv-eg.com